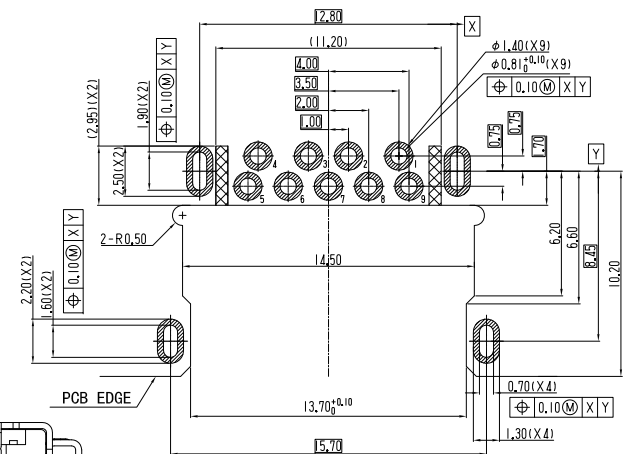
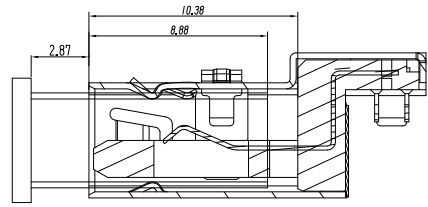
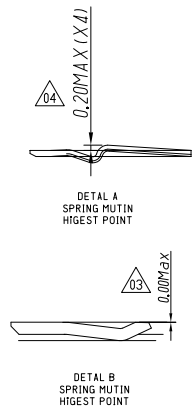
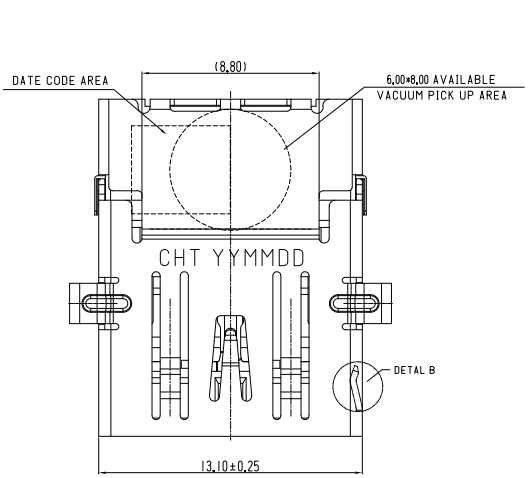
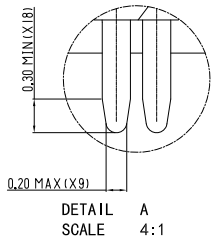
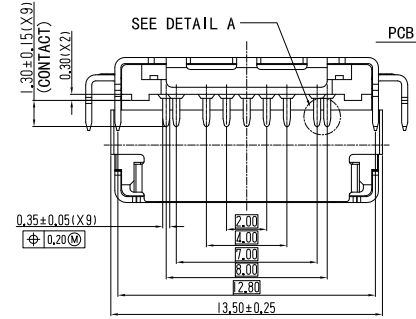
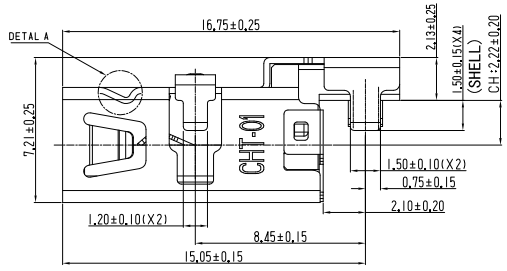
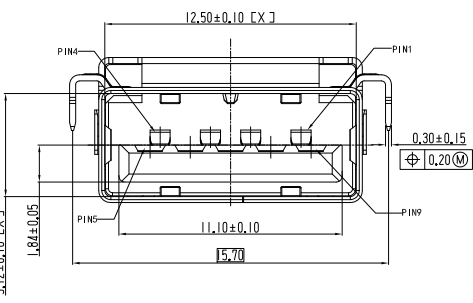


10 9 8 7 6 5 4 3 2 1

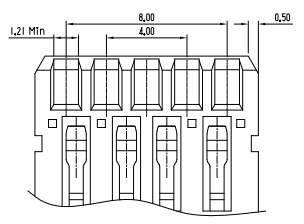
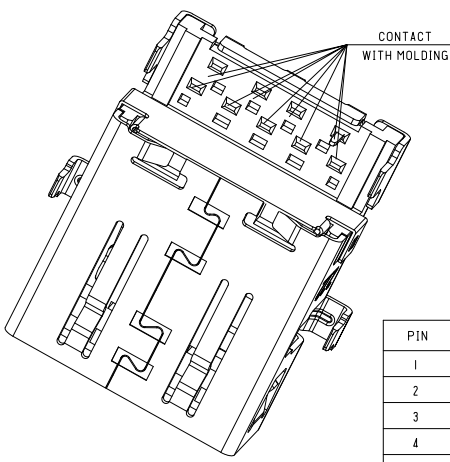
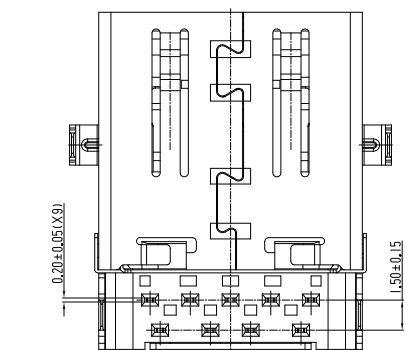
REVISION HISTORY			
REV	DESCRIPTION	Drawing	DATE
01	PROPOSAL	Mei Chen	2019/05/10
02	PROPOSAL	Mei Chen	2019/07/02
03	PROPOSAL	Mei Chen	2019/07/15
04	PROPOSAL	Mei Chen	2019/07/18



SCALE 1:1
REFERENCE PCB LAYOUT
TOLERANCE: ±0.05MM



- NOTE:
- MATERIAL:
 - INSULATOR: HIGH TEMPERATURE THERMOPLASTIC, UL94V-0, COLOR: BLACK
 - CONTACT: COPPER ALLOY.
 - COVER: STAINLESS.
 - SHELL: METAL.
 - FINISH:
 - TERMINAL: 40μ" MIN. NICKEL PLATED OVERALL
 - CONTACT: SELECTIVE GOLD PLATED, SEE TABLE A
 - TAIL: 100μ" MIN MATT-TIN PLATED
 - SHELL: 40μ" MIN. NICKEL PLATED OVERALL
 - PRODUCT SPECIFICATION REFER TO SP-A0717-01
 - PACKAGE DRAWING REFER TO PA0717-01
 - PRODUCT MUST CONFORM TO ROHS AND HALOGEN FREE REQUIREMENT



PIN	SIGNAL NAME	PRODUCT SPECIFICATION: DOC.No: SP-A0717-01	SCALE	DESIGN UNITS
1	VBUS	TEST REPRD DOC.No: TR-A0717-01	1:1	mm
2	D-	GENERAL TOLERANCES (UNLESS SPECIFIED)	DRAWN	DATE
3	D+		Mei Chen	2019/05/10
4	GND		CHECKED	DATE
5	StdA_SSRX-	X.XXX ± 0.10	APPROVED	DATE
6	StdA_SSRX+	X.XX ± 0.25		
7	GND_DRAIN	X.X ± 0.38		
8	StdA_SSTX-	ANGULAR ± 3°	DWG NO.	
9	StdA_SSTX+		SA0717-001	
SHELL	SHIELD	THIRD ANGLE PROJECTION		

FIH P/N	TABLE A GOLD PLATING THICKNESS
A0717-0003	Au30u
A0717-0001	G/F

CHT 群匯科技股份有限公司
CHIUN HUEI Technology CO., LTD.

TITLE		
USB3.0 Rece. A Type 90° DIP Type CH=-2.22MM		
PART NO.	DWG REV.	SHEET NO.
TABLE A	04	1 OF 1

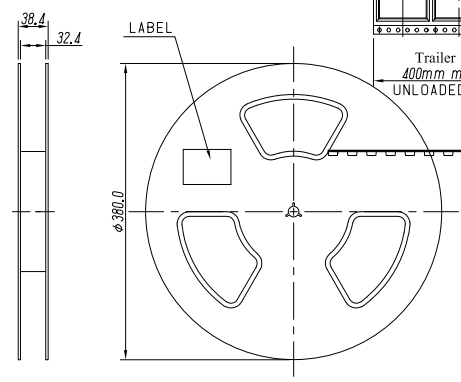
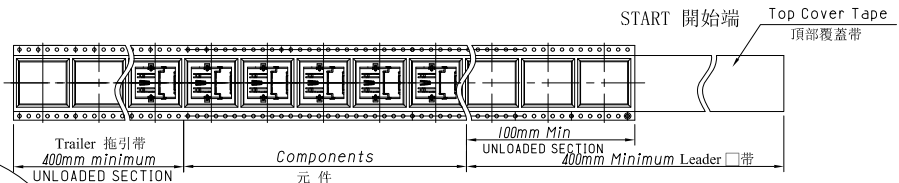
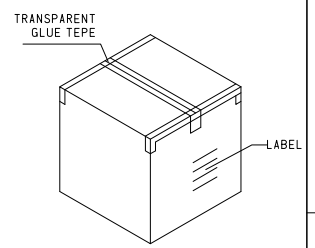
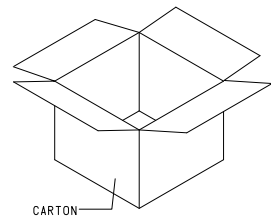
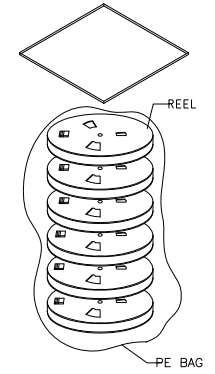
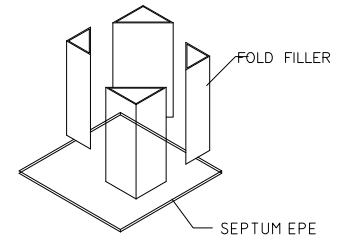
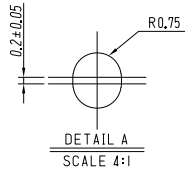
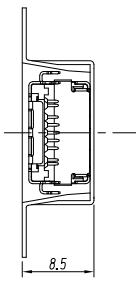
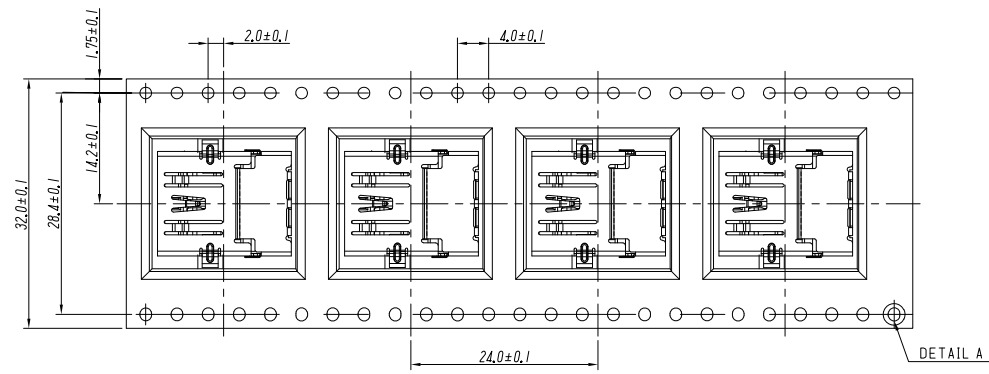
10 9 8 7 6 5 4 3 2 1

REVISION HISTORY			
REV	DESCRIPTION	Drawing	DATE
01	PROPOSAL	Mei Chen	2019/07/02

F
E
D
C
B
A

10 9 8 7 6 5 4 3 2 1

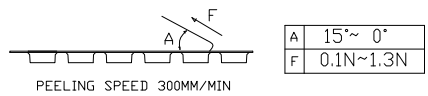
USER DIRECTION OFF UNREELING →



TABLE

PRODUCT P/N	PARTS PER SHIPPING CARTON	PARTS PER REEL	LOADED REEL PER SHIPPING CARTON
A0717-0003	5000	500	10
A0717-0001			

1. COVER TAPE PEELING FORCE:



2. PART DIMENSIONS MEET EIA-481-2-A REQUIREMENT

PRODUCT SPECIFICATION: DOC.No: SP-Axxxx-xx	SCALE 1 : 1	DESIGN UNITS mm
TEST REPORT DOC.No: TR-Axxxx-xx	DRAWN Mei Chen	DATE 2019/07/02
GENERAL TOLERANCES (UNLESS SPECIFIED)	CHECKED	DATE
X.XXX ± 0.20	APPROVED	DATE
X.XX ± 0.20	THIRD ANGLE PROJECTION	
X.X ± 0.25	DWG NO. PA0717-001	PART NO. SEE TABLE
ANGULAR ± 3°	DWG REV. 01	SHEET NO. 1 OF 1

CHT 群匯科技股份有限公司
CHIUN HUEI Technology CO., LTD.

TITLE
USB3.0 Rece. A Type 90°
DIP Type CH=-2.22MM