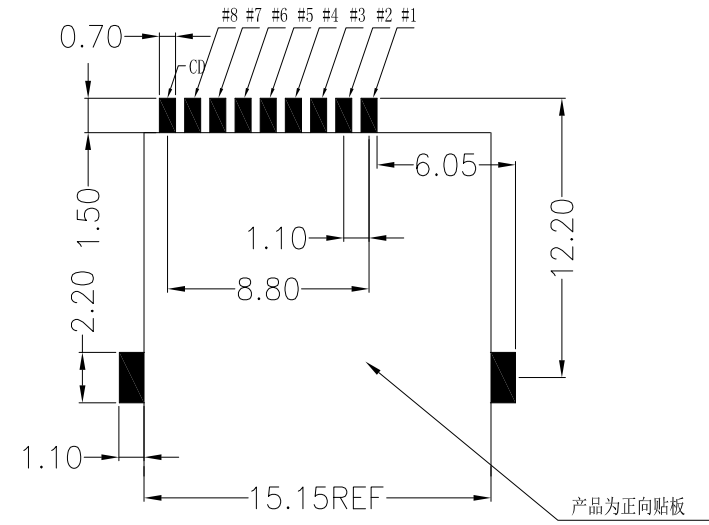
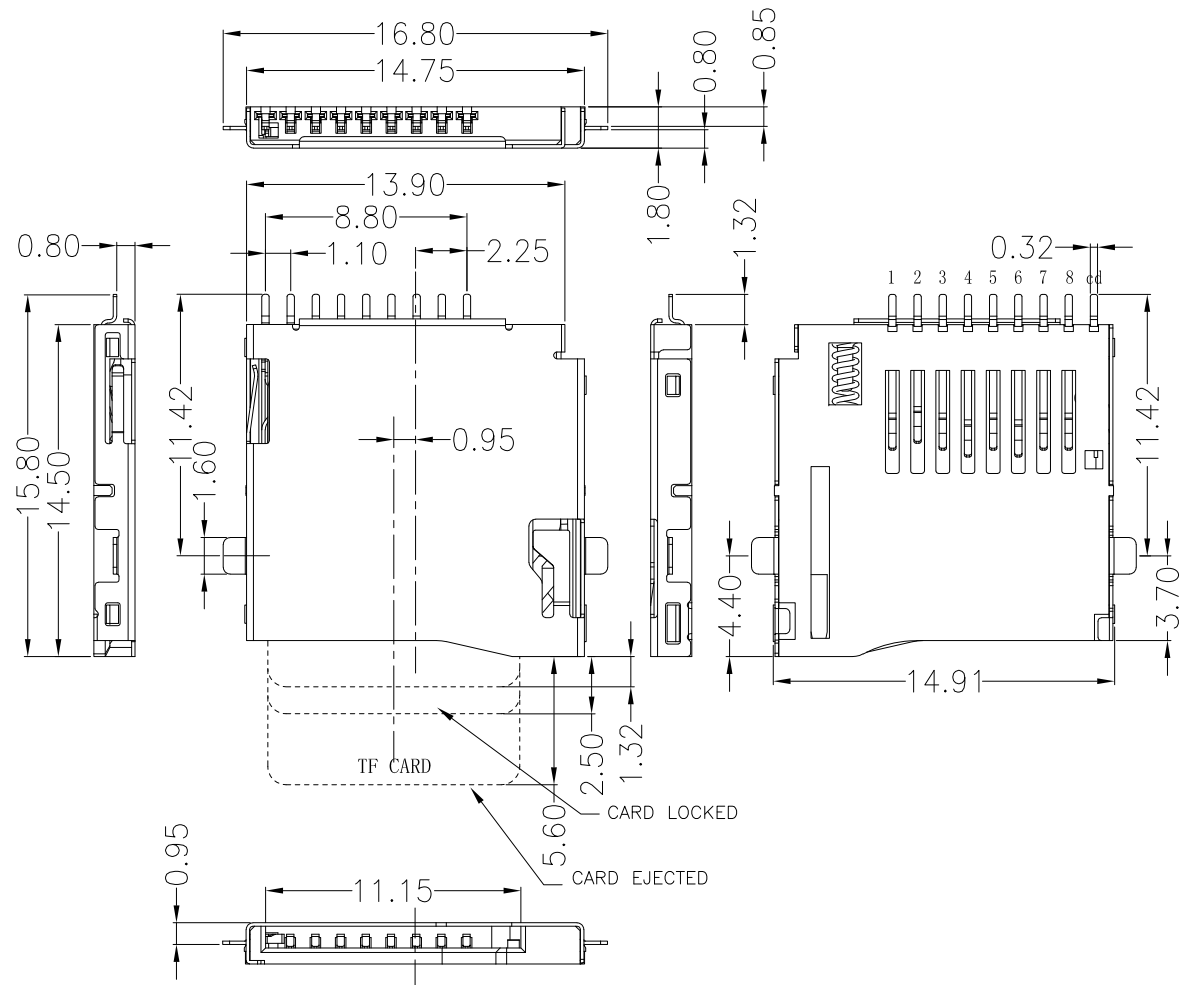


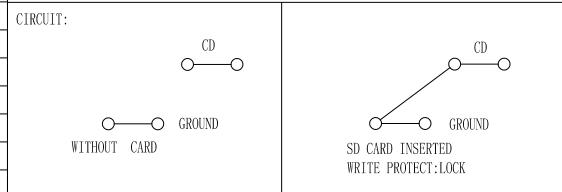
REVISION HISTORY			
REV	DESCRIPTION	Drawing	DATE
01	PROPOSAL	Allen	2021/04/22



RECOMMEND PCB LAYOUT:
(Unit:mm .X ± 0.15 .XX ± 0.05)

- NOTES:
- MATERIAL:
 - INSULATOR: HIGH TEMPERATURE THERMOPLASTIC, UL 94V-0, COLOR BLACK
 - CONTACT: COPPER ALLOY
 - SHELL: STAINLESS STEEL
 - PLATING:
 - CONTACT: PLATED 50u" Ni OVERALL
PLATED 1u" MIN. Au SELECTIVE CONTACT AREA.
PLATED 100u" Sn SELECTIVE SOLDER AREA.
 - SHELL : PLATED 50u" Ni OVERALL.

PIN NO.	PIN ASSIGNMENT
1#	DAT2 信号
2#	CD/DAT3 信号
3#	CMD 数据输入
4#	VDD 电压/电源
5#	CLK 时钟
6#	VSS 接地
7#	DATO 信号
8#	DAT1 信号
CD	CD 侦测端



PRODUCT SPECIFICATION: DOC.No: SP-AXXX-XX	SCALE 1 : 1	DESIGN UNITS mm	FULLINHOPE Technology, LTD.	
TEST REPORT DOC.No: TR-AXXX-XX	DRAWN Allen	DATE 2021/04/22	TITLE MICRO SD PUSH-PUSH, H=1.8	
GENERAL TOLERANCES (UNLESS SPECIFIED)	CHECKED	DATE		
X.XXX ± 0.10	APPROVED	DATE		
X.XX ± 0.20				
X.X ± 0.35				
ANGULAR ± 3°	DWG NO. SA0877-001	PART NO. A0877-0001	DWG REV. 01	SHEET NO. 1 OF 1
THIRD ANGLE PROJECTION				