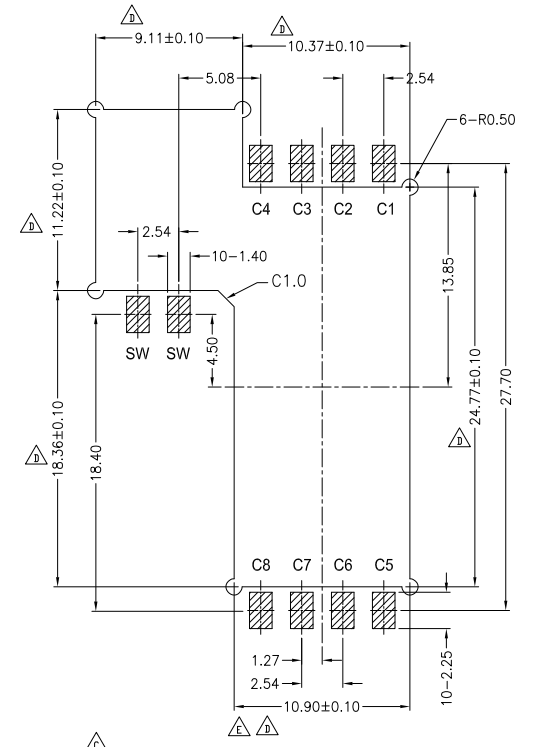
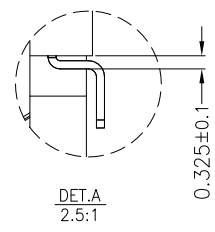
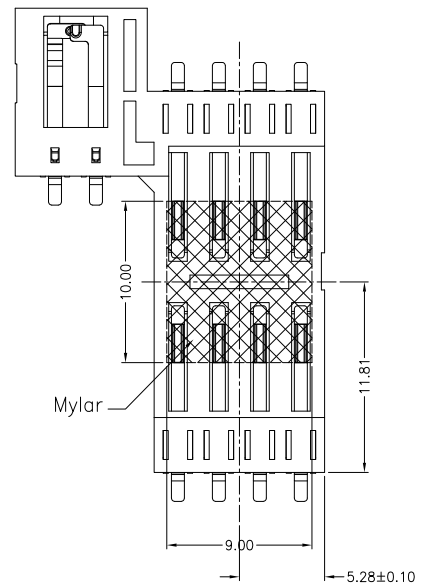
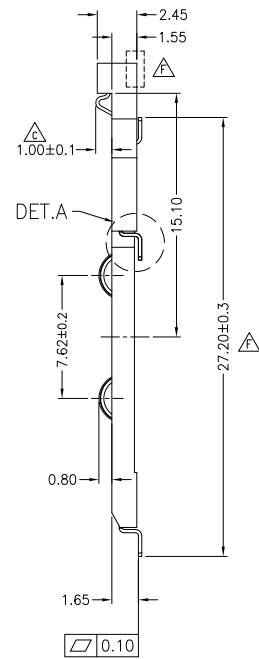
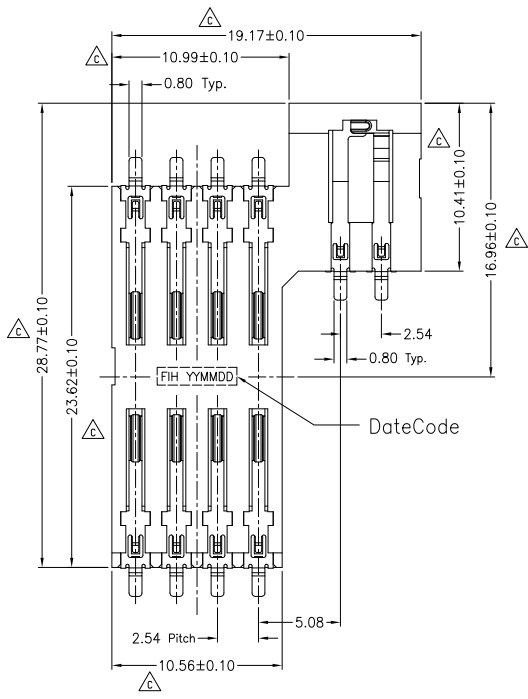


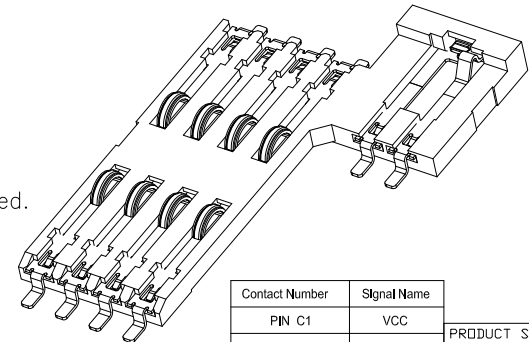
REVISION HISTORY			
REV	DESCRIPTION	Drawing	DATE
A	RELEASE	Mei Chen	2016/01/13
B	RELEASE	Mei Chen	2016/04/01
C	ECN-17-004	Mei Chen	2017/04/01
D	RELEASE	Mei Chen	2017/07/18
E	RELEASE	Mei Chen	2017/08/29
F	ECN-18-003	Mei Chen	2018/12/05



RECOMMENDED PCB LAYOUT (TOP VIEW)
GENERAL TOLERANCES: ±0.05 (t=1.2)

NOTES:

- MATERIAL AND PLATING:
Housing: LCP+30%G.F,UL94V-0,Black
Contact: Phosphor Bronze, Au And Sn Plated.
- MECHANICAL CHARACTERISTIC
Contact Force: 0.2Nf-0.6Nf.
Durability: 100,000 Cycles.
- ELECTRICAL CHARACTERISTIC
Current Rating: 10uA Min, 1.0A Max.
Voltage Rating: 30V AC.
Contact Resistance: 100m Ohm Max.
Insulation Resistance: 1000M Ohm Min
Dielectric Withstanding Voltage: 500V AC Min
- TEMPERATURE
Operating Temperature: -40°C~+85°C
Storage Temperature: -60°C~+105°C

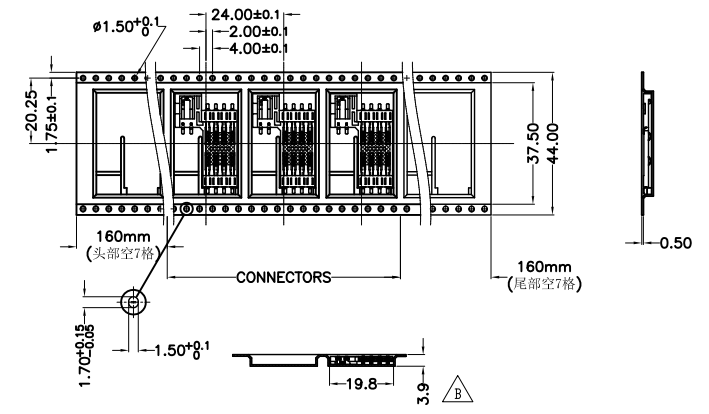
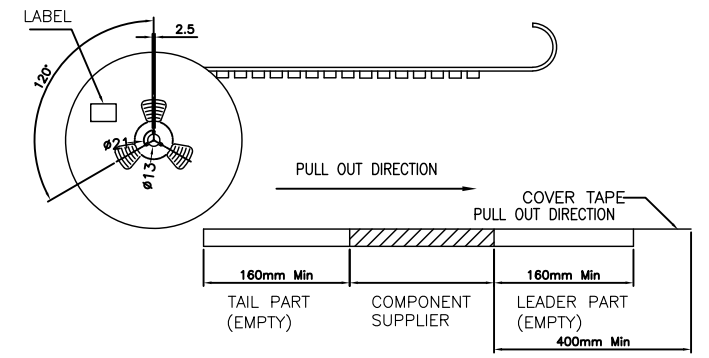
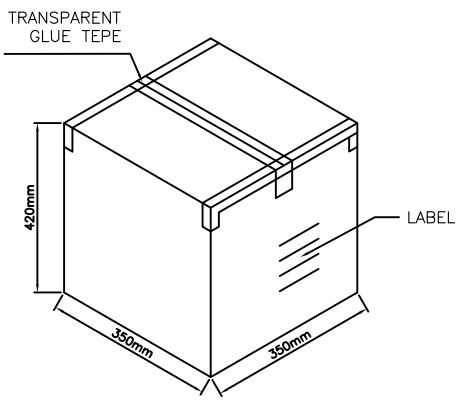
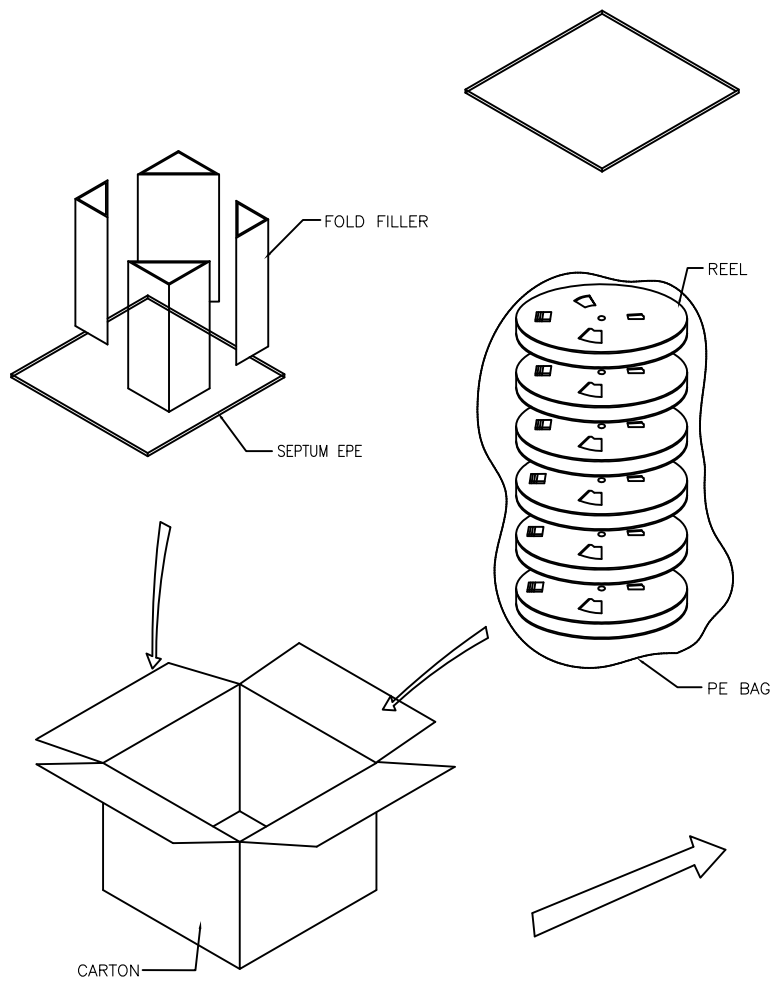


Contact Number	Signal Name
PIN C1	VCC
PIN C2	RST
PIN C3	CLK
PIN C4	C4
PIN C5	GND
PIN C6	VPP
PIN C7	ID
PIN C8	C8
PIN C9	SW-CD
PIN C10	SW-CD-GND

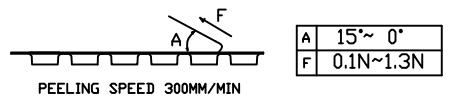
PRODUCT SPECIFICATION: DOC.No: SP-AXXXX-XX	SCALE 1 : 1	DESIGN UNITS mm
TEST REPORT DOC.No: TR-AXXXX-XX	DRAWN Mei Chen	DATE 2018/12/05
GENERAL TOLERANCES (UNLESS SPECIFIED)	CHECKED	DATE
X.XXX ± 0.20	APPROVED	DATE
X.XX ± 0.20		
X.X ± 0.25		
ANGULAR ± 3°	DWG NO. SA0351-001	PART NO. A0351-0001
THIRD ANGLE PROJECTION	DWG REV. F	SHEET NO. 1 OF 1

FULLINHOPE Technology, LTD.
TITLE
SMART CARD SOCKET
PRODUCT H=1.65

REVISION HISTORY			
REV	DESCRIPTION	Drawing	DATE
A	RELEASE	Mei Chen	2017/11/23
B	修改載帶深度	Sandy	2017/12/01
C	PROPOSAL	Sandy	2018/12/06



1. COVER TAPE PEELING FORCE:



2. PART DIMENSIONS MEET EIA-481-2-A REQUIREMENT

PRODUCT P/N	PARTS PER SHIPPING CARTON	PARTS PER REEL	LOADED REEL PER SHIPPING CARTON
A0350-0001	6400	800	8
A0351-0001			

PRODUCT SPECIFICATION: DOC.No: SP-AXXX-001	SCALE 1 : 1	DESIGN UNITS mm	FULLINHOPE Technology, LTD.	
TEST REPORT DOC.No: TR-AXXX-001	DRAWN Mei Chen	DATE 2015/03/06	SMART CARD SOCKET PRODUCT	
GENERAL TOLERANCES (UNLESS SPECIFIED)	CHECKED	DATE		
X.XXX ± 0.20	APPROVED	DATE		
X.XX ± 0.20				
X.X ± 0.25				
ANGULAR ± 3°				
THIRD ANGLE PROJECTION	DWG NO. PA0351-001	PART NO. SEE TABLE	DWG REV. C	SHEET NO. 1 OF 1