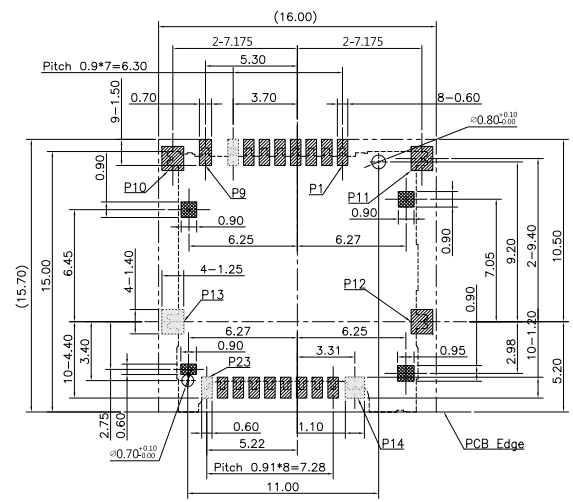
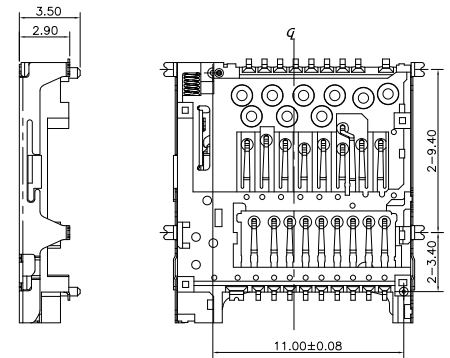
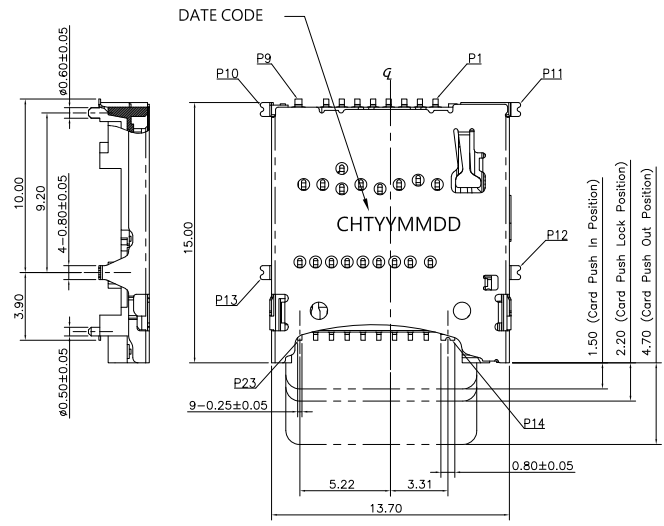
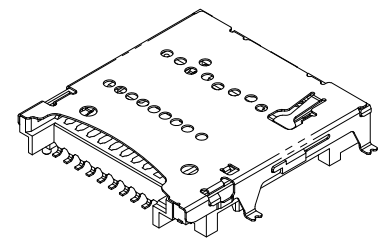
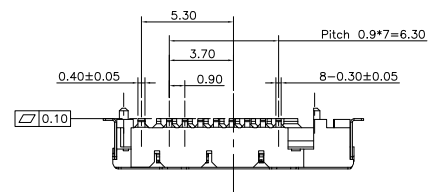


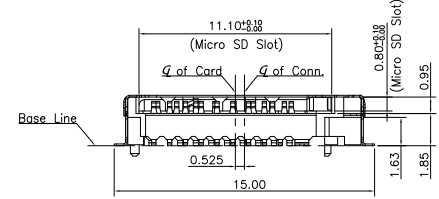
| REVISION HISTORY |             |         |            |
|------------------|-------------|---------|------------|
| REV              | DESCRIPTION | Drawing | DATE       |
| 02               | 更正料號        | Allen   | 2020/11/05 |

- NOTES:
- MATERIAL:
    - 1.1 PLASTIC: LCP, UL 94V-0, COLOR: BLACK
    - 1.2 CONTACT: COPPER ALLOY
    - 1.3 SHELL: STAINLESS STEEL
  - FINISH:
    - 2.1 TERMINAL: 50u" MIN. NICKEL PLATED OVERALL
    - 2.2 CONTACT: SELECTIVE GOLD PLATED, SEE TABLE A
    - 2.3 TAIL: 100u" MATT-TIN PLATED
    - 2.4 SHELL: 50u" MIN. NICKEL PLATED OVERALL
  - PRODUCT SPECIFICATION REFER TO SP-A0775-01
  - PACKAGE DRAWING REFER TO PA0775
  - PRODUCT MUST CONFORM TO RoHS AND HALOGEN FREE REQUIREMENT



| Pin No. | Pin Assignment      |
|---------|---------------------|
| P1      | Micro SD DAT2       |
| P2      | Micro SD CD/DAT3    |
| P3      | Micro SD CMD        |
| P4      | Micro SD VDD1       |
| P5      | Micro SD CLK        |
| P6      | Micro SD VSS        |
| P7      | Micro SD DAT0/RCLK+ |
| P8      | Micro SD DAT1/RCLK- |
| P9      | Micro SD CD         |
| P10     | GND                 |
| P11     | GND                 |
| P12     | GND                 |
| P13     | GND                 |
| P14     | GND                 |
| P15     | Micro SD VDD2       |
| P16     | Micro SD SWIO       |
| P17     | Micro SD VSS        |
| P18     | Micro SD D0+        |
| P19     | Micro SD D0-        |
| P20     | Micro SD VSS        |
| P21     | Micro SD D1-        |
| P22     | Micro SD D1+        |
| P23     | Micro SD VSS        |

- Pad Area
- No Component Area
- Red Gluing Area
- Product Area



| Card Detect Switch  |       |
|---------------------|-------|
| Card Uninsertion    | Open  |
| Card Half Insertion | Open  |
| Card Insertion      | Close |
| Open                | Close |
|                     |       |

| FIH P/N    | TABLE A GOLD PLATING THICKNESS |
|------------|--------------------------------|
| A0775-0005 | Au 5u"                         |
| A0755-0001 | G/F                            |

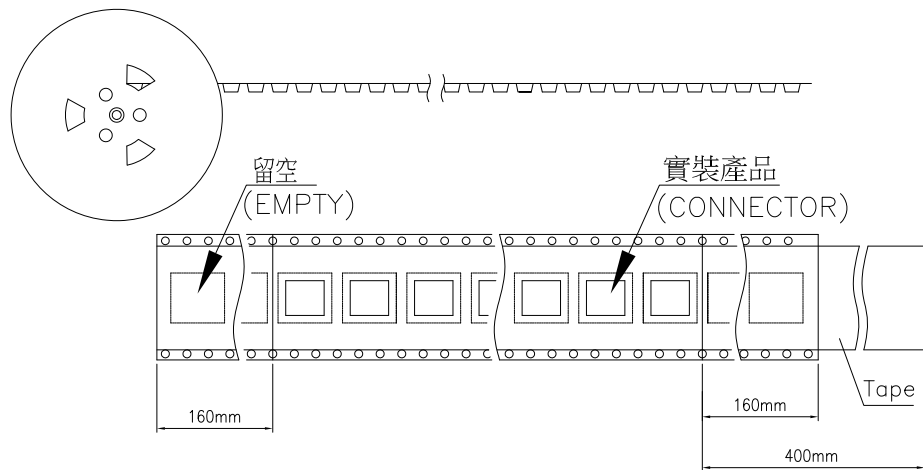
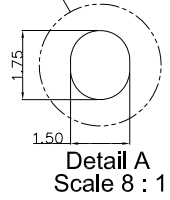
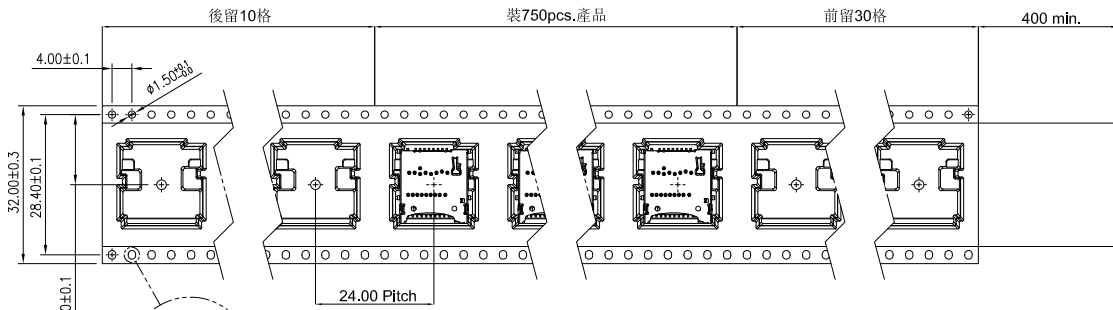
|  |                       |                    |
|--|-----------------------|--------------------|
| PRODUCT SPECIFICATION:<br>DOC.No: SP-AXXX-XX | SCALE<br>1 : 1        | DESIGN UNITS<br>mm |
| TEST REPORT<br>DOC.No: TR-AXXX-XX            | DRAWN<br>Allen        | DATE<br>2019/11/21 |
| GENERAL TOLERANCES<br>(UNLESS SPECIFIED)     | CHECKED               | DATE               |
| X.XXX ± 0.10                                 | APPROVED              | DATE               |
| X.XX ± 0.20                                  |                       |                    |
| X.X ± 0.30                                   |                       |                    |
| ANGULAR ± 3°                                 | DWG NO.<br>SA0775-001 |                    |
| THIRD ANGLE PROJECTION                       |                       |                    |

**CHT 群匯科技股份有限公司**  
CHIUN HUEI Technology CO., LTD.

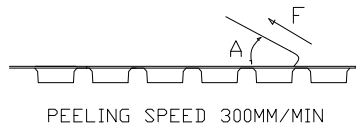
TITLE  
MicroSD 4.0 Standoff  
2.9 push-push

|                       |                |                     |
|-----------------------|----------------|---------------------|
| PART NO.<br>SEE TABLE | DWG REV.<br>02 | SHEET NO.<br>1 OF 1 |
|-----------------------|----------------|---------------------|

| REVISION HISTORY |             |         |            |
|------------------|-------------|---------|------------|
| REV              | DESCRIPTION | Drawing | DATE       |
| 01               | PROPOSAL    | Allen   | 2019/11/21 |

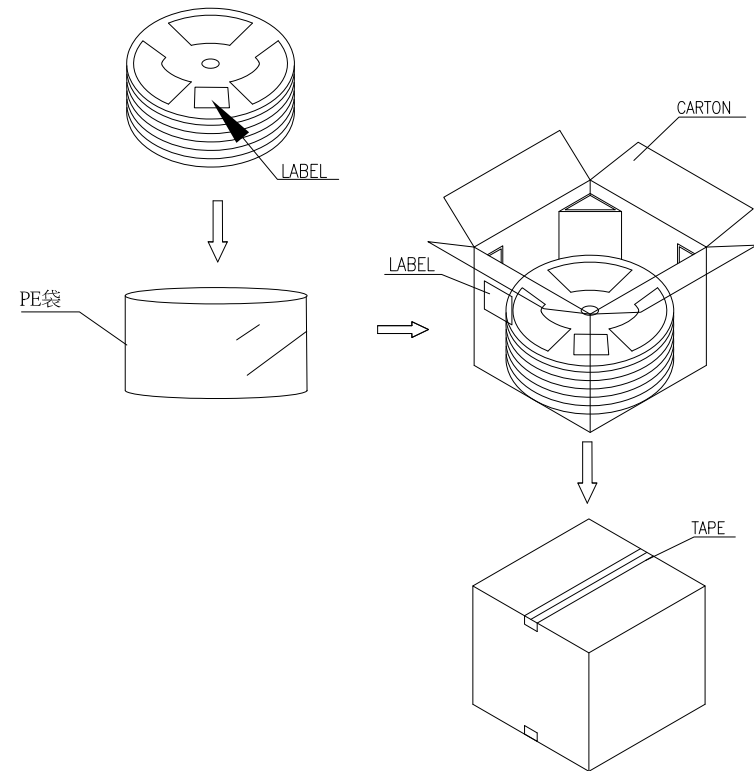


1. COVER TAPE PEELING FORCE:



|   |           |
|---|-----------|
| A | 15°~ 0°   |
| F | 0.1N~1.3N |

2. PART DIMENSIONS MEET EIA-481-2-A REQUIREMENT



TABLE

| PRODUCT P/N | PARTS PER SHIPPING CARTON | PARTS PER REEL | LOADED REEL PER SHIPPING CARTON |
|-------------|---------------------------|----------------|---------------------------------|
| A0775-0005  | 3750(PCS)                 | 750(PCS)       | 5                               |
| A0775-0001  |                           |                |                                 |

|   |                       |                    |  |                |                     |
|---|-----------------------|--------------------|--|----------------|---------------------|
| PRODUCT SPECIFICATION:<br>DOC.No: SP-Axxxx-xx | SCALE<br>1 : 1        | DESIGN UNITS<br>mm | <b>CHT 群匯科技股份有限公司</b><br>CHIUN HUEI Technology CO., LTD. |                |                     |
| TEST REPORT<br>DOC.No: TR-Axxxx-xx            | DRAWN<br>Allen        | DATE<br>2019/11/21 |  |                |                     |
| GENERAL TOLERANCES<br>(UNLESS SPECIFIED)      | CHECKED               | DATE               | TITLE<br>MicroSD 4.0 Standoff<br>2.9 push-push           |                |                     |
| X.XXX ± 0.20                                  | APPROVED              | DATE               |  |                |                     |
| X.XX ± 0.20                                   |                       |                    |  |                |                     |
| X.X ± 0.25                                    |                       |                    | PART NO.<br>SEE TABLE                                    | DWG REV.<br>01 | SHEET NO.<br>1 OF 1 |
| ANGULAR ± 3°                                  | DWG NO.<br>PA0775-001 |                    |  |                |                     |
| THIRD ANGLE PROJECTION                        |                       |                    |  |                |                     |