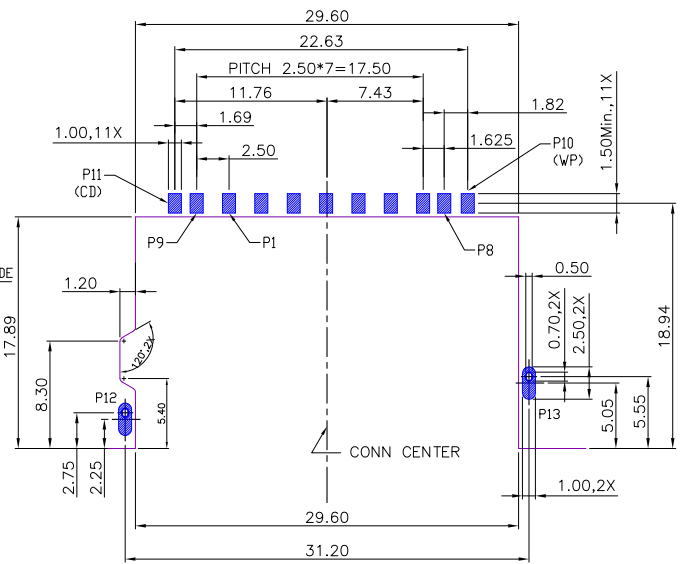
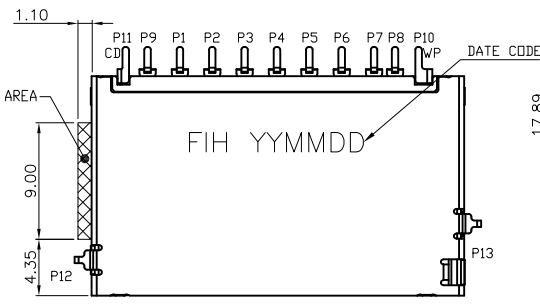
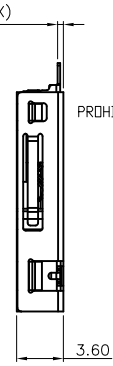
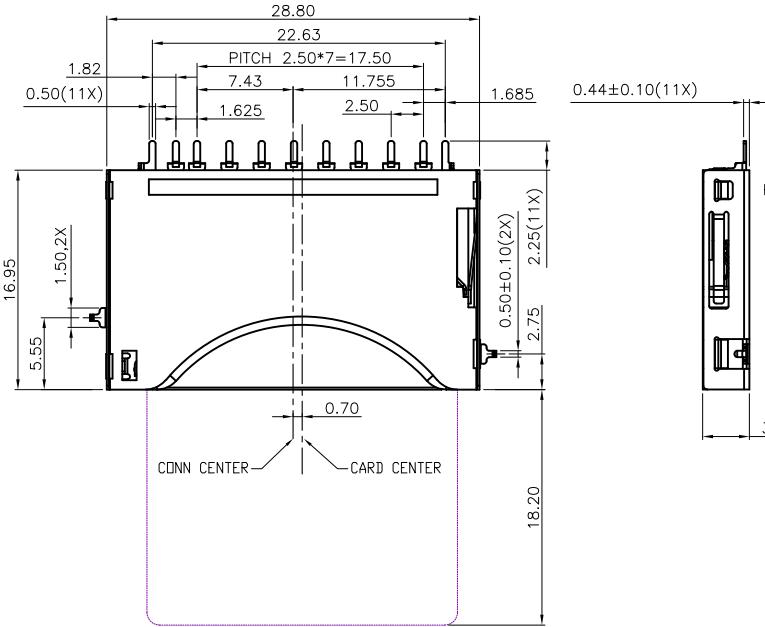
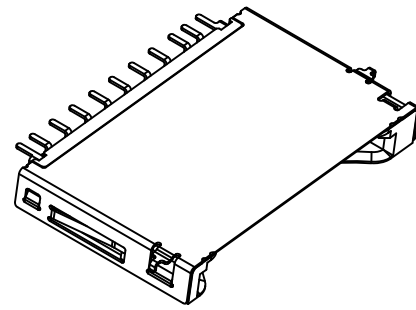
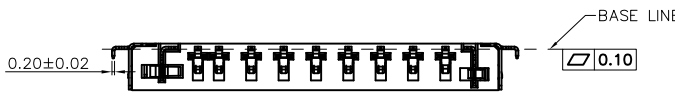
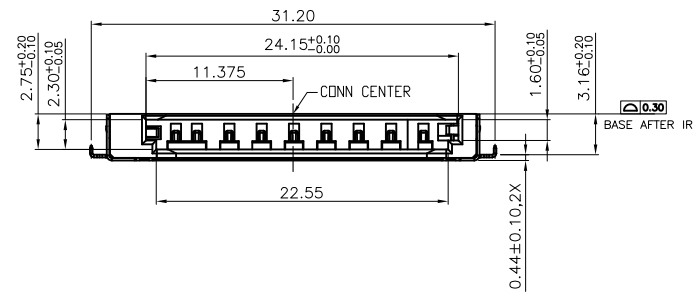


REVISION HISTORY			
REV	DESCRIPTION	Drawing	DATE
A	RELEASE	Mei Chen	2018/07/10



RECOMENDED PCB LAYOUT
TOP VIEW(TLERANCE ±0.05)

- NOTE:
- MATERIAL:
 - INSULATOR: LCP, UL94 V-0, BLACK
 - CONTACT: C5210
 - SHELL: SUS304
 - FINISH:
 - TERMINAL: 50u" MIN. NICKEL PLATED OVERALL
 - CONTACT: GOLD FLASH
 - TAIL: 120u" MATT-TIN PLATED
 - SHELL: 50u" MIN. NICKEL PLATED OVERALL
 - PRODUCT SPECIFICATION REFER TO SP-A0551-01
 - PACKAGE DRAWING REFER TO PA0551-01
 - PRODUCT MUST CONFORM TO RoHS AND HALOGEN FREE REQUIREMENT



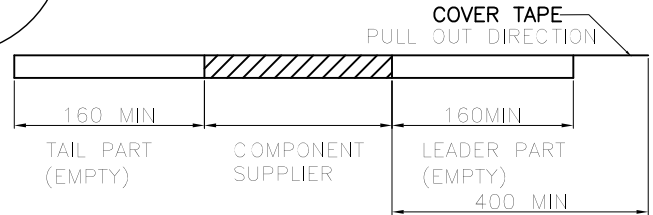
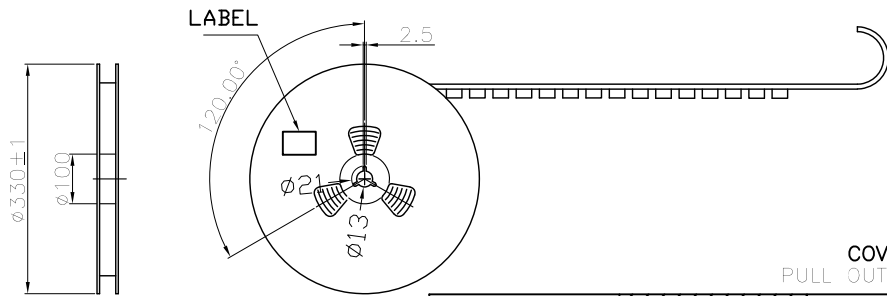
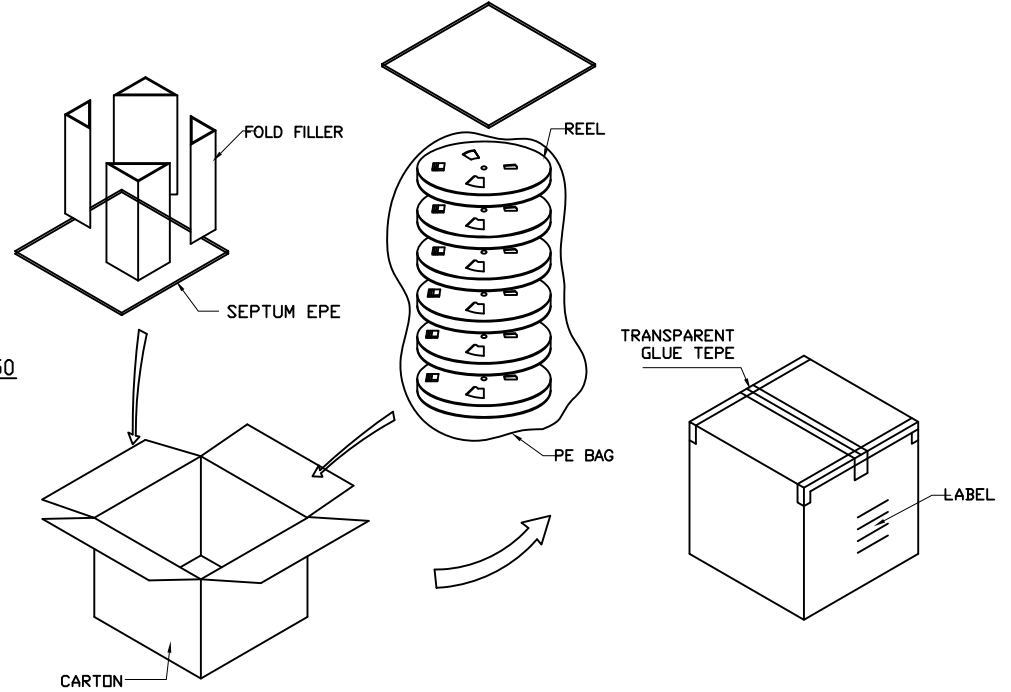
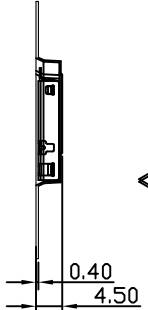
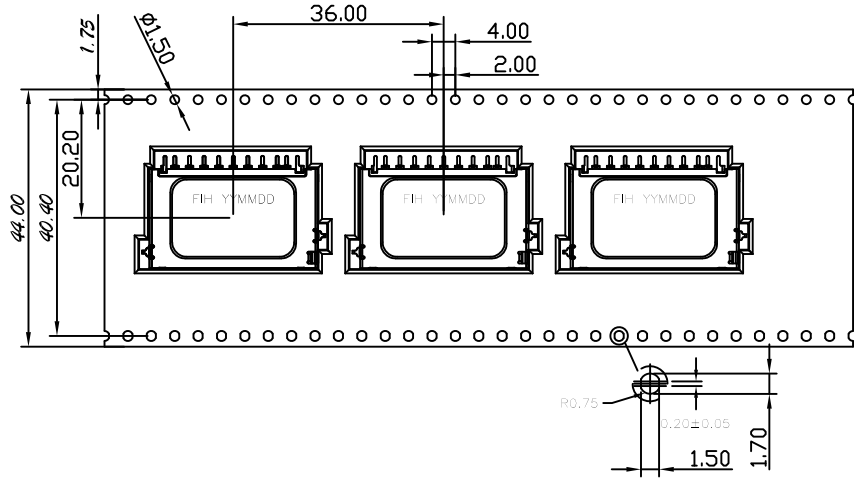
PIN NO	NAME	DESCRIPTION
1	CD/DAT3	CARD DETECT/ DATA I/O
2	CMD	COMMAND
3	VSS1	GROUND
4	VDD	POWER
5	CLK	CLOCK
6	VSS2	GROUND
7	DAT0	DATA I/O
8	DAT1	DATA I/O
9	DAT2	DATA I/O
10	WP	WRITE PROTECT
11	CD	CARD DETECT
12	GND	GND
13	GND	GND

PRODUCT SPECIFICATION: DOC.No. SP-A0119-01	SCALE 1 : 1	DESIGN UNITS mm
TEST REPORT DOC.No. TR-A0289-01	DRAWN Mei Chen	DATE 2017/11/28
GENERAL TOLERANCES (UNLESS SPECIFIED)	CHECKED	DATE
X.XXX ± 0.20	APPROVED	DATE
X.XX ± 0.20		
X.X ± 0.25		
ANGULAR ± 3°	DWG NO. SA0551-001	PART NO. A0551-0001
THIRD ANGLE PROJECTION	DWG REV. A	SHEET NO. 1 OF 1

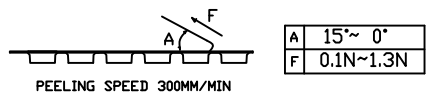
FULLINHOPE Technology, LTD.
TITLE
SD NON PUSH REVERSE TYPE
SINK TYPE

REVISION HISTORY			
REV	DESCRIPTION	Drawing	DATE
A	RELEASE	Mei Chen	2018/07/10

INPUT MATERIAL DIRECTION →



1. COVER TAPE PEELING FORCE:



2. PART DIMENSIONS MEET EIA-481-2-A REQUIREMENT

TABLE

PRODUCT P/N	PARTS PER SHIPPING CARTON	PARTS PER REEL	LOADED REEL PER SHIPPING CARTON
A0551-0001	2000	400	5

PRODUCT SPECIFICATION: DOC.No: SP-AXXXX-001	SCALE 1 : 1	DESIGN UNITS mm	FULLINHOPE Technology, LTD.	
TEST REPORT DOC.No: TR-AXXXX-001	DRAWN Mei Chen	DATE 2017/11/28	TITLE SD NON PUSH REVERSE TYPE SINK TYPE	
GENERAL TOLERANCES (UNLESS SPECIFIED)	CHECKED	DATE		
X.XXX ± 0.20	APPROVED	DATE		
X.XX ± 0.20				
X.X ± 0.25				
ANGULAR ± 3°				
THIRD ANGLE PROJECTION	DWG NO. PA0551-001	PART NO. A0551-0001	DWG REV. A	SHEET NO. 1 OF 1