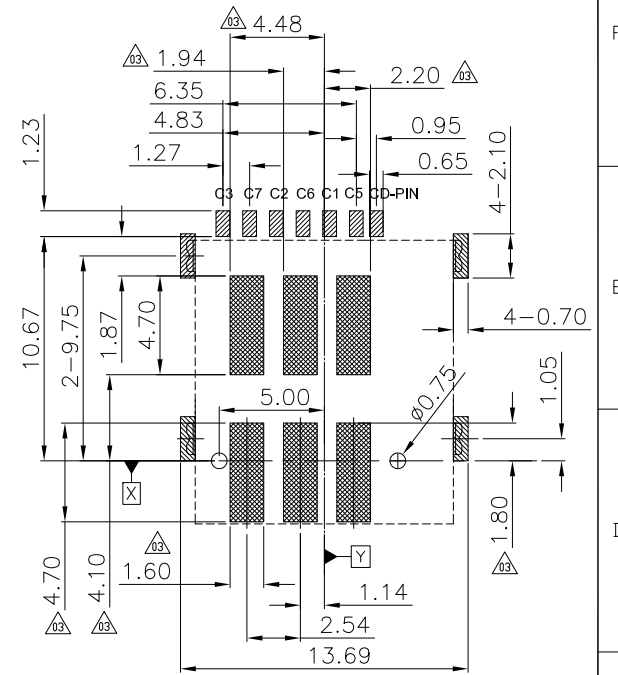
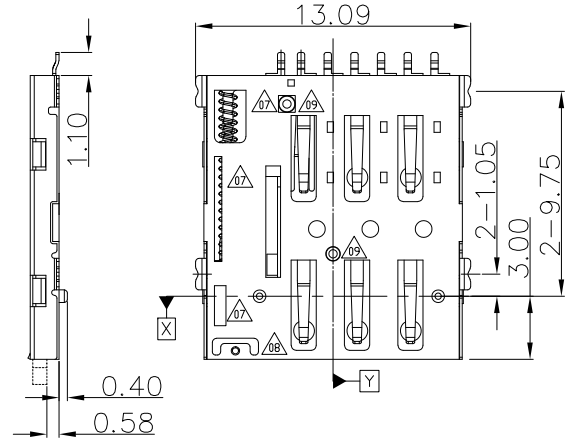
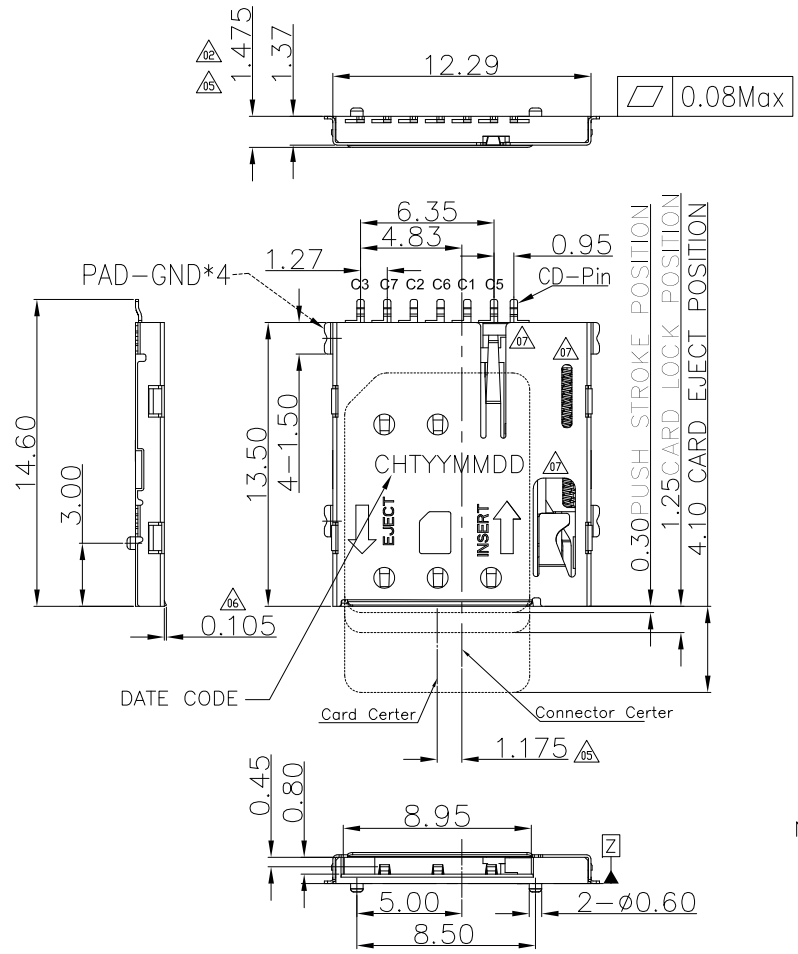


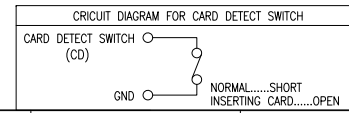
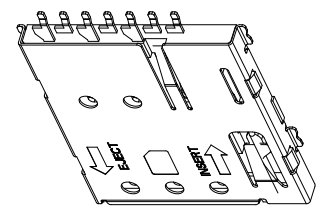
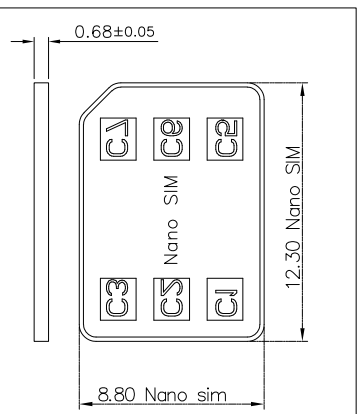
REV	DESCRIPTION	Drawing	DATE
09	修改形状	Allen	2020/09/09



PAD AREA
 KEEP OUT AREA
 GND PATTERN ONLY
 NO COPPER AREA (NO Trace&Via&GND)
 RECOMMENDED PCB LAYOUT
 GENERAL TOLERANCE ±0.05

- NOTE:
- MATERIAL :
 - Housing : HIGH TEMPERATURE THERMOPLASTIC ,UL94V-0, COLOR:BLACK
 - CONTACT : COPPER ALLOY.
 - SHELL : METAL.
 - FINISH:
 - TERMINAL : 50u" MIN. NICKEL PLATED OVERALL
 - CONTACT : SELECTIVE GOLD PLATED, SEE TABLE A
 - TAIL : SOLDER AREA G/F PLATED
 - FORK LOCK : SOLDER AREA G/F PLATED
 - PRODUCT SPECIFICATION REFER TO SP-A0771-01
 - PACKAGE DRAWING REFER TO PA0771-01
 - PRODUCT MUST CONFORM TO RoHS AND HALOGEN FREE REQUIREMENT

TABLE A	TABLE A
FIH P/N	GOLD PLATING THICKNESS
A0771-0003	Au30u
A0771-0001	G/F



SIM pin Assignment	
PIN#	Name
C1	VCC
C2	RST
C3	CLK
C5	GND
C6	VPP
C7	I/O

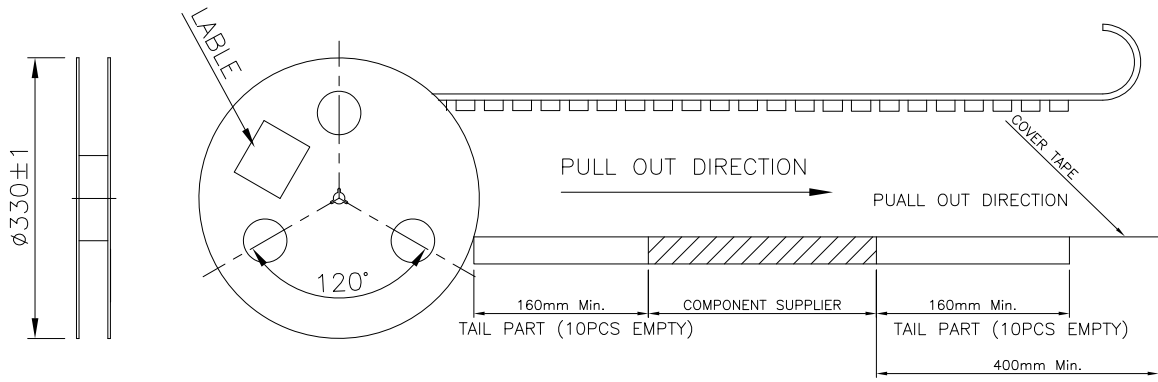
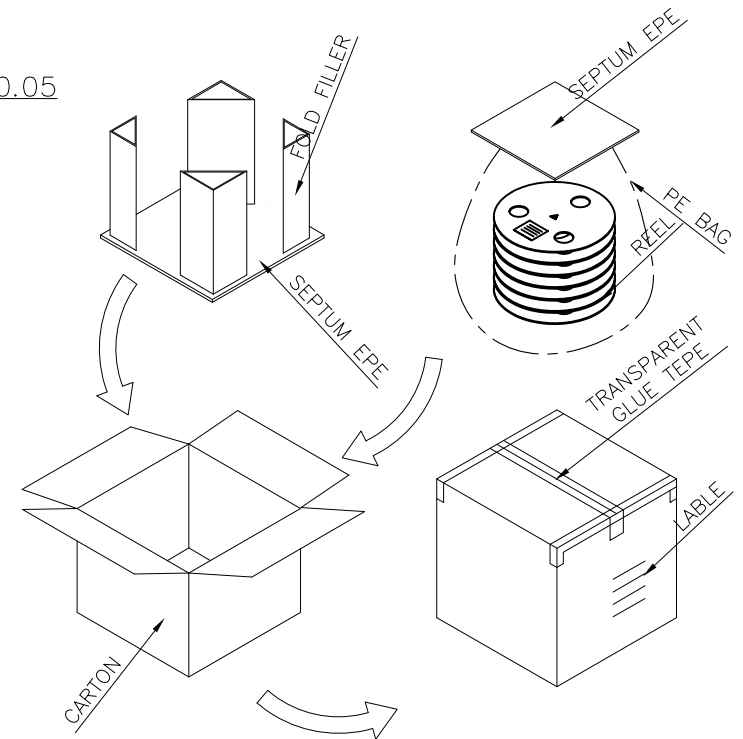
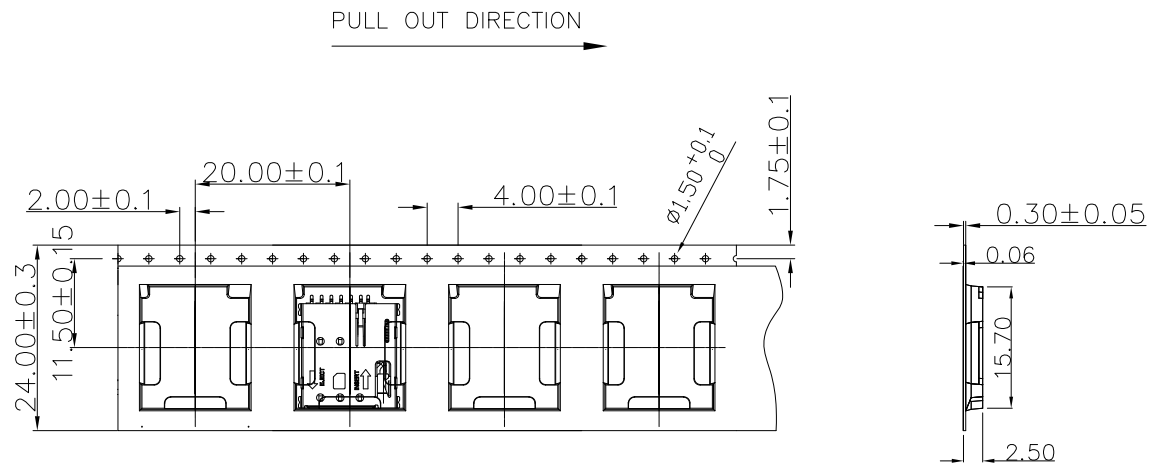
PRODUCT SPECIFICATION:	SCALE	DESIGN UNITS
DOC.No: SP-AXXX-XX	1 : 1	mm
TEST REPORT		
DOC.No: TR-AXXX-XX	Drawn	DATE
GENERAL TOLERANCES (UNLESS SPECIFIED)	Mei Chen	2019/10/18
	CHECKED	DATE
	APPROVED	DATE
	DWG NO.	
	SA0771-001	

CHT 群匯科技股份有限公司
 CHIUN HUEI Technology CO., LTD.

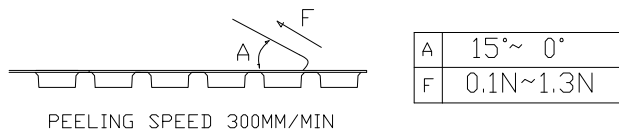
TITLE
 NANO SIM 6PIN H1.37MM P/P

PART NO.	DWG REV.	SHEET NO.
SEE TABLE	09	1 OF 1

REVISION HISTORY			
REV	DESCRIPTION	Drawing	DATE
01	PROPOSAL	Allen	2019/11/21



1. COVER TAPE PEELING FORCE:



2. PART DIMENSIONS MEET EIA-481-2-A REQUIREMENT

PRODUCT P/N	PARTS PER SHIPPING CARTON	PARTS PER REEL (S.P.Q.)	TOTAL REELS PER SHIPPING CARTON
A0771-0003	10000(PCS)	1000(PCS)	10
A0771-0001			
PRODUCT SPECIFICATION DOC.No: SP-Axxxx-xx	SCALE 1 : 1	DESIGN UNITS mm	CHT 群匯科技股份有限公司 CHIUN HUEI Technology CO., LTD.
TEST REPORT DOC.No: TR-Axxxx-xx	DRAWN Allen	DATE 2019/08/22	
GENERAL TOLERANCES (UNLESS SPECIFIED)	CHECKED	DATE	
X.XXX ± 0.10	APPROVED	DATE	
X.XX ± 0.25			TITLE NONA SIM Push Push Connector Top-Mount,H=1.37
XX ± 0.38			
ANGULAR $\pm 3^\circ$			
THIRD ANGLE PROJECTION	DWG NO. PA0771-001	PART NO. SEE TABLE	DWG REV. 01
			SHEET NO. 1 OF 1